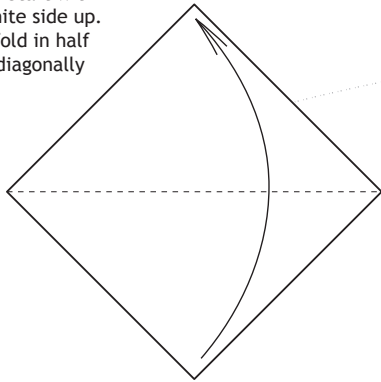


# Halloween Bat

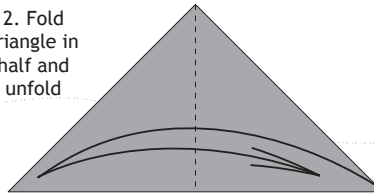


Creator: Sok Song  
sok@creased.com

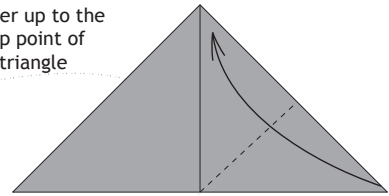
1. Start with white side up. Fold in half diagonally



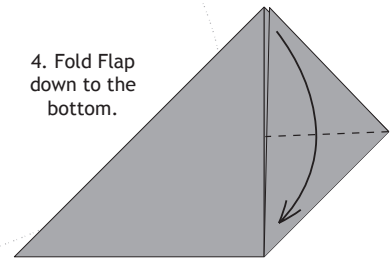
2. Fold triangle in half and unfold



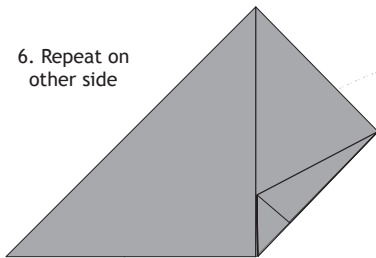
3. Fold bottom corner up to the top point of triangle



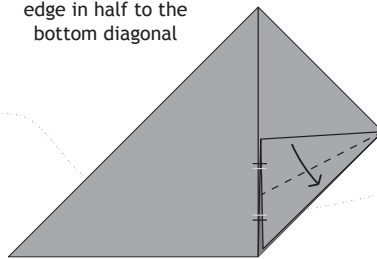
4. Fold Flap down to the bottom.



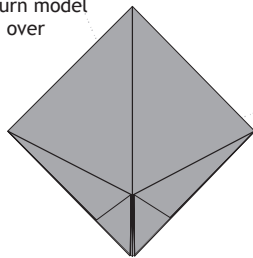
6. Repeat on other side



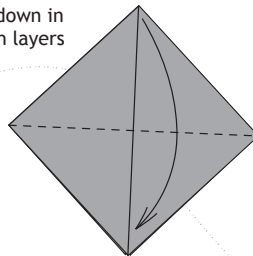
5. Fold down the horizontal folded edge in half to the bottom diagonal



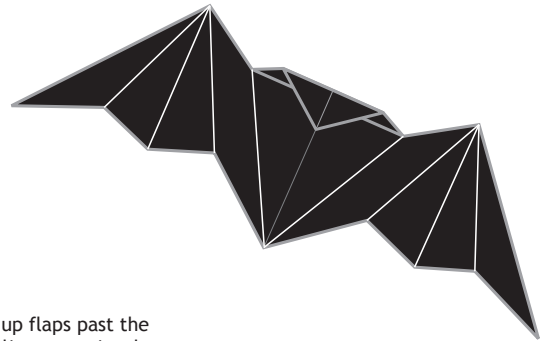
7. Turn model over



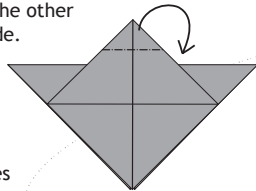
8. Fold down in half both layers



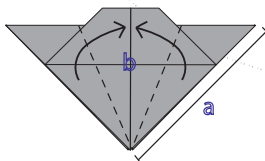
9. fold up flaps past the middle line so a triangle sticks out on top



10. Fold over part of the triangle flap to the other side.



11. Fold the side edges "a" to the center line "b" Note: there will be a slight flipout of the back layer.



12. Pinch the two pointy flaps that are inside the layers and pull apart for the surprise...

